






2023022 GROWTHPOINT SA NATIONALS ITF MASTERS (SENIORS)
WD 50

Box 1

				1.	2.	3.	4.
TSA640031	GE		1. Karin STEENKAMP Sharon COETZEE		6-0, 6-2	1-6, 6-3, 6-1	3-6, 1-6
650006	WP		2. Michelle WHITEHEAD Allison HERNANDEZ-MALDONADO	0-6, 2-6		2-6, 2-6	4-6, 1-6
TSA721072	GC		3. Ashleigh HALE Tracey BULMER	6-1, 3-6, 1-6	6-2, 6-2		2-6, 1-6
TSA730138	GN		4. Lettica VENTER Ohmar FERNANDES	6-3, 6-1	6-4, 6-1	6-2, 6-1	

Standings	Points	Wins	Losses	Sets	Games
1. FERNANDES / VENTER	6	3	0	6 - 0 (100%)	36 - 12 (75%)
2. COETZEE / STEENKAMP	4	2	1	4 - 3 (57.14%)	29 - 24 (54.72%)
3. BULMER / HALE	2	1	2	3 - 4 (42.86%)	25 - 29 (46.3%)
4. HERNANDEZ-MALDONADO / WHITEHEAD	0	0	3	0 - 6 (0%)	11 - 36 (23.4%)

Box 2

				1.	2.	3.	4.
TSA710036	GC		1. Marita FAUL Carryn FORD		6-6, 6-4, 1-6	4-6, 7-6, 2-6	0-6, 3-6
TSA641015	GN		2. Marietjie RADEMAN Annalie MEIBOOM	6-6, 4-6, 6-1		W/O	2-6, 0-6
TSA650007	EDEN		3. Christine VAN COLLER Rida BESTER	6-4, 6-7, 6-2	Opponent W/O		3-6, 2-6
TSA681145	EDEN		4. Rika DE BRUYN Helena SMUTS	6-0, 6-3	6-2, 6-0	6-3, 6-2	

Standings	Points	Wins	Losses	Sets	Games
1. SMUTS / DE BRUYN	6	3	0	6 - 0 (100%)	36 - 10 (78.26%)
2. BESTER / VAN COLLER	4	2	1	4 - 3 (57.14%)	23 - 25 (47.92%)
3. MEIBOOM / RADEMAN	2	1	2	2 - 5 (28.57%)	18 - 25 (41.86%)
4. FORD / FAUL	0	0	3	2 - 6 (25%)	29 - 46 (38.67%)

1/2 Playoff

FERNANDES / VENTER	
SMUTS / DE BRUYN	FERNANDES / VENTER 6-3, 6-1

3/4 Playoff

COETZEE / STEENKAMP	
BESTER / VAN COLLER	COETZEE / STEENKAMP 2-6, 7-6, 10-3

5/6 Playoff

BULMER / HALE	
MEIBOOM / RADEMAN	BULMER / HALE
	Walkover

7/8 Playoff

HERNANDEZ-MALDONADO / WHIT	
FORD / FAUL	FORD / FAUL
	6-2, 6-0